

Instrucciones de registro de estudiantes en línea de Dickinson ISD: Skyward Family Access

Dickinson ISD ha actualizado el proceso requerido de inscripción para el regreso a clases. Ahora utilizaremos Skyward Family Access para verificar y actualizar la información del estudiante, la familia, emergencias y salud.

Primero: Inicie sesión en Family Access con su ID de inicio de sesión y contraseña

Vaya al **sitio web de Dickinson ISD** (www.dickinsonisd.org) y use el enlace de Skyward Family Access en la esquina inferior izquierda:



Tu Cuenta de acceso familiar le permite **acceder a todos sus hijos**.

Si no tiene un ID de inicio de sesión de Family Access, puede solicitar uno comunicándose con la escuela de su hijo. Los números de teléfono de las escuelas están en la página de inicio principal de Dickinson ISD haciendo clic en el **Campus** y luego seleccionando la escuela de su hijo de la lista.

NOTA: Solo la familia # 1 podrá **realizar cambios** en la información de su hijo. La familia #1 está **determinada por la dirección donde reside el estudiante**.

Segunda: Haga clic en el enlace "Ir al registro en línea".

****DEBE COMPLETAR ESTE PROCESO DE REGISTRO PARA CADA NIÑO.**

La siguiente sección se mostrará en la página principal cuando inicie sesión en Family Access:



Para comenzar el proceso de registro, haga clic en el enlace que dice Ir al registro en línea de Dickinson ISD

Tercero: cuando hace clic en el enlace de registro en línea, aparece la siguiente pantalla. Siga las instrucciones cuidadosamente mientras navega por los pasos. Debe completar cada paso en orden.

The screenshot shows the Dickinson ISD Online Registration interface. At the top, it says "Dickinson ISD Online Registration" and "(DICKINSON H S 2023-2024)". Below this is a "District Message" section with instructions: "Welcome to the Dickinson ISD Online Student Registration. Please go through each of the steps below to complete you child's registration. You must click the button/link for each step which opens a new window where you can verify or update the student information. After you finish each step, check the Step # box. This will mark the step as complete. You are then able to move to the next step in the process. The final step will give you the option to print a review page. Make sure you click the 'Complete Registration' button in the final step. This flags your account as 'Complete' All returning student must provide proof of residency to the appropriate campus at the time designated in the Back to School Packet."

To the right is a vertical list of 21 steps, each with a corresponding "District Message" header. The steps are:

1. Verify Student Information
 - a. Student Information
 - b. Family Address
 - c. Family Information
 - d. Emergency Information
 - e. Emergency Contacts
 - f. Health Information
2. Online Meal Application
3. Look up bus route
4. Back to School Packet
5. 2023-2024 Dickinson ISD High School Permission Slips
6. Transportation Information
7. Student Residency Questionnaire
8. CIS Parent Consent
9. Proof of Residency
10. Military Connected Students
11. Migrant Survey
12. False Information Form
13. Foster Care Form
14. Free and Reduce Price Meals
15. Health Questionnaire
16. Media Permission
17. Network/Internet Access
18. Student Code of Conduct and Handbooks
19. Student History
20. 2023-2024 Prevention Programs
21. Complete Dickinson ISD Online Registration

At the bottom of the list are two buttons: "Next" and "Close and Finish Later".

Cuando haya **completado** cada paso en el proceso de registro, **marque la casilla de ese paso que dice: "Yo he completado este paso"**. No podrá continuar con el siguiente paso hasta que haya completado el paso anterior. Para pasar de un paso a otro, presione el **Siguiente paso**.

For each step:

Click the button/link which opens a new window where you will verify or update information

Follow the directions for that step. Enter/Update information. Click the SAVE button.

Check the box for each step to mark that step as Complete.

A continuación, haga clic en el enlace de Información del estudiante, aparecerá la siguiente pantalla.

Dickinson ISD Online Registration

██████████ (DICKINSON H S 2023-2024)

Step 1a. Verify Student Information: Student Information Undo

(Required)

If your student's residential address or mode of transportation to/from school has changed, the registration is still pending completion at the student's campus. Check the dates and times for your student's campus registration event since these changes must be processed in person or their residential status and/or transportation change will not be verified and applied to your student(s).

General Information

First: ██████████ Middle: ██████████

Last: ██████████ Suffix: ██████████

Birthdate: ██████████ Gender: Female ▾

Other Name: ██████████

Language: ENGLISH Race: WHITE

Do you have internet access?

Do you have a device to access eLearning material?

Home Phone: ██████████ Ext: ██████████

██████████ ▾ ██████████ Ext: ██████████

██████████ ▾ ██████████ Ext: ██████████

School Email: ██████████ Home Email: ██████████

Birth County: ██████████

Birth State: TX - TEXAS ▾

Birth Country: USA

Federal Impact Aid

Rank/Civilian: ▾

Uniformed Service/Civilian: ▾

Country of Service: ▾

Place of Employment: ▾

Lives on Federal Property: ▾

Complete Step 1a and move to Step 1b

Verifique que la información de su estudiante sea correcta en esta pantalla. Si necesita cambiar los números de teléfono, deben comunicarse con la escuela de su hijo.

Cuando haya terminado, haga clic en el botón en la parte inferior de la pantalla que dice: Completar el Paso 1a y vaya al Paso 1b; aparecerá la siguiente pantalla:

Step 1b. Verify Student Information: Family Address Undo
(Required)

If your student's residential address or mode of transportation to/from school has changed, the registration is still pending completion at the student's campus. Check the dates and times for your student's campus registration event since these changes must be processed in person or their residential status and/or transportation change will not be verified and applied to your student(s).

Address [Preview Address](#)

Street Number: Street Dir: Street Name:
SUD: # P.O. Box:
Address 2:
Zip Code: Plus 4: City/State:
County:

Mailing Address

Street Number: Street Dir: Street Name:
SUD: # P.O. Box:
Address 2:
Zip Code: Plus 4: City/State:

[Complete Step 1b and move to Step 1c](#)

Verifique que la dirección de su hijo sigue siendo la misma. Si la dirección ha cambiado, deben comunicarse con la escuela de su hijo y proporcionar un documento de prueba de residencia.

Cuando haya terminado, haga clic en el botón que dice Completar el Paso 1b y vaya al Paso 1c. Aparecerá la siguiente pantalla:

Dickinson ISD Online Registration

██████████ (DICKINSON H S 2023-2024)

Step 1c. Verify Student Information: Family Information (Required)

Undo

If your student's residential address or mode of transportation to/from school has changed, the registration is still pending completion at the student's campus. Check the dates and times for your student's campus registration event since these changes must be processed in person or their residential status and/or transportation change will not be verified and applied to your student(s).

Family Options

Home Language:

Receive a Paper Copy of Report Card

Guardian Number: 1

Name: ██████████

Custodial

Relationship:

Employer:

Home Email: ██████████

Primary Phone: ██████████ Ext:

Confidential Long Distance

Cell ██████████ Ext:

Ext:

Guardian Number: 2

Name: ██████████

Custodial

Relationship:

Employer:

Home Email: ██████████

Cell ██████████ Ext:

Ext:

Complete Step 1c and move to Step 1d

Verifique y realice cualquier cambio en esta pantalla. Cuando haya terminado, haga clic en el botón que dice Completar el Paso 1c y vaya al Paso 1d. Aparecerá la siguiente pantalla:

Dickinson ISD Online Registration

██████████ (DICKINSON H S 2023-2024)

Step 1d. Verify Student Information: **Emergency Information** **(Required)**

Undo

If your student's residential address or mode of transportation to/from school has changed, the registration is still pending completion at the student's campus. Check the dates and times for your student's campus registration event since these changes must be processed in person or their residential status and/or transportation change will not be verified and applied to your student(s).

Last Name, First

Physician: ██████████

Dentist: _____

Hospital: ██████████

Insurance: _____

Policy: _____

Complete Step 1d and move to Step 1e

Verifique o ingrese la información del médico de su hijo. Cuando haya terminado, haga clic en el botón que dice Completar el Paso 1d y vaya al Paso 1e. Aparecerá la siguiente pantalla:

Dickinson ISD Online Registration

DICKINSON H S 2023-2024)

Step 1e. Verify Student Information: Emergency Contacts (Required)

Undo

If your student's residential address or mode of transportation to/from school has changed, the registration is still pending completion at the student's campus. Check the dates and times for your student's campus registration event since these changes must be processed in person or their residential status and/or transportation change will not be verified and applied to your student(s).

Add Emergency Contact

Change Emergency Contact Order

Contact Number: 1

Delete this Emergency Contact

First: [Redacted]

Primary Phone: [Redacted] Ext: []

Middle: []

Cell: [Redacted] Ext: []

Last: [Redacted]

[] Ext: []

Relationship: Mother

Pick Up: Yes

Comment: []

Contact Number: 2

Delete this Emergency Contact

First: [Redacted]

Primary Phone: [Redacted] Ext: []

Middle: [Redacted]

Cell: [Redacted] Ext: []

Last: [Redacted]

[] Ext: []

Relationship: Father

Pick Up: Yes

Comment: []

Contact Number: 3

Delete this Emergency Contact

First: [Redacted]

Primary Phone: [Redacted] Ext: []

Middle: []

[] Ext: []

Last: [Redacted]

[] Ext: []

Relationship: Grandmother

Pick Up: []

Comment: [Redacted]

Contact Number: 4

Delete this Emergency Contact

Complete Step 1e and move to Step 1f

En esta pantalla, puede editar o actualizar los contactos de emergencia de su hijo. Cuando haya terminado, haga clic en el botón que dice Completar el Paso 1e y vaya al Paso 1f. Aparecerá la siguiente pantalla:

Dickinson ISD Online Registration

██████████ (DICKINSON H S 2023-2024)

Step 1f. Verify Student Information: Health Information Undo
(Required)

If your student's residential address or mode of transportation to/from school has changed, the registration is still pending completion at the student's campus. Check the dates and times for your student's campus registration event since these changes must be processed in person or their residential status and/or transportation change will not be verified and applied to your student(s).

Health Problems:

Allergy Notes:

Medication Notes:

Hospital Notes:

Vision Notes:

Hearing Notes:

[Complete Step 1f and move to Step 2](#)

Esta pantalla es solo para revisión y muestra cualquier condición de salud que tengamos registrada para su hijo. Si necesita cambiar esta información, comuníquese con la enfermera de su escuela. Cuando termine de revisar la información, haga clic en el botón que dice Completar el paso 1f y vaya al Paso 2. Aparecerá la siguiente pantalla:

Dickinson ISD Online Registration

(DICKINSON H S 2023-2024)

Step 2. Online Meal Application (Optional)
Click on the link below to access this page

[Online Meal Application](#)

[Complete Step 2 and move to Step 3](#)

Esta es la primera de varias pantallas que son enlaces a otras páginas web. Este es un paso opcional y debe completarse para los estudiantes que participarán en nuestro programa de alimentación y nutrición. Para completar el paso, haga clic en el enlace que dice Solicitud de comidas en línea. Se abrirá una nueva página del navegador web en la aplicación de comidas.

[Lunch Money Now](#) [Español](#) [Register](#)

Dickinson ISD

Accepting applications for the 2022 - 2023 school year is closed. Dickinson ISD will begin accepting online Free & Reduced Meal applications after August 1st. Please check back for additional information.

Thanks for using MEAL APP NOW and have a wonderful summer. See you next school year!
Food and Nutrition Services Department
Dickinson ISD

.....
Dickinson ISD
Food and Nutrition Services
www.dickinsonisd.org
.....

Login or [Register](#)

Username

Password

[Forgot User](#) / [Forgot Password](#)

[Login](#) →]

[Guest Login](#) →]

No Account Required

Rellene la solicitud si lo desea y cuando haya terminado, cierre la ventana del navegador. Si su hijo no va a participar en el programa de comidas, simplemente cierre el navegador.

Cuando haya terminado, haga clic en el botón que dice Completar Paso 2 y vaya al Paso 3. Aparecerá la siguiente pantalla:

Dickinson ISD Online Registration

(DICKINSON H S 2023-2024)

Step 3. Look up bus route (Optional)

Bus routes and times are subject to change due to number of riders. If you have an alternate address where you would like your student to be picked up you must appear at the school during the date of registration.

[Look up bus route](#)

Complete Step 3 and move to Step 4

Este es nuevamente un paso opcional. Al hacer clic en el enlace que dice Buscar ruta de autobús, puede determinar en qué ruta de autobús estará su hijo una vez que comience la instrucción presencial.

Después de hacer clic en el enlace, aparecerá la siguiente pantalla en una nueva ventana del navegador:

Dickinson ISD
Bulletin | Contact Us | Register

infofinder i

Search

Number and Street [Redacted] X

[Redacted]

Search

Enter address to search or select Pin to locate on map.

Map showing Houston area with cities like Pasadena, Pearland, Friendswood, League City, Alvin, Santa Fe, Texas City, La Marque, Seabrook, La Porte, Baytown, and Galveston. Highways 35, 6, 140, 3, 45, and 8 are visible. The map is powered by ESRI.

Debes hacer clic en el enlace incluso aunque no quieras buscar la ruta. Cuando haya terminado, haga clic en el botón que dice Completar el Paso 3 y vaya al Paso 4. Aparecerá la siguiente pantalla:



Este es un paso obligatorio. Haga clic en el enlace que dice Paquete de regreso a la escuela para revisar información importante sobre el próximo año escolar, como listas de útiles escolares, código de conducta, manuales para estudiantes y más. Cuando haga clic en el enlace, aparecerá la siguiente pantalla en una nueva ventana del navegador:

**DICKINSON ISD
BACK TO SCHOOL
FLIGHT GUIDE**

**GATORS
TAKING FLIGHT
TOGETHER WE SOAR IN 23-24**

Dickinson ISD "Taking Flight" as we navigate many changes during the 2023-2024 school year

When teachers and students return in August 2023, they will be met with many changes as the district transitions to meet the needs of our growing school district. Dickinson ISD kicked off a two-year flight theme in 2022-2023 with "Prepare for Takeoff" as the district spent the year getting ready for the transitions taking place in 2023-2024.

The theme will now move to "Taking Flight: Together We Soar in 23-24" with Dickinson ISD Flight 2023 taking off on Tuesday, August 22 for the start of the new school year. So buckle up and let Dickinson ISD be your pilot throughout the upcoming year as we see our Gator students soar to new horizons. This Back to School packet is your flight guide with details about our new school year as well as some of the highlights to expect when Dickinson ISD Flight 2023 takes off in August.

Realignment of Grade Levels

Dickinson ISD is realigning grade levels for the 2023-2024 school year. This is being coordinated with the opening of Dickinson Junior High and the implementation of full-day pre-kindergarten at all Dickinson ISD elementary campuses. The new alignment will involve moving fourth grade students to middle school and sixth grade students to junior high. With these moves, elementary schools will house pre-kindergarten through third grade, middle schools will offer fourth and fifth grade, and junior highs will include sixth, seventh, and eighth grade students. These moves allow for additional space in the district's elementary schools for full-day pre-kindergarten classes for students meeting the state criteria and alleviates the junior high campuses from overcrowding for more than 10 years according to the

Cuando termine de revisar la información de regreso a clases, cierre la ventana del navegador. Luego haga clic en el botón que dice Completar el Paso 4 y vaya al Paso 5. Aparecerá la siguiente pantalla:

Dickinson ISD Online Registration

[REDACTED] (DICKINSON H S 2023-2024)

Step 5. 2023-2024 Dickinson ISD High School Permission Slips (Optional)

Click on the link below to access this page

[2023-2024 Dickinson ISD High School Permission Slips](#)

Complete Step 5 and move to Step 6

Este es un paso opcional. Tendrá que hacer clic en el enlace que dice Dickinson ISD High School Permission Slips para que se muestre la página web:



2023-2024 Dickinson ISD High School Permission Slips

* 1. English or Spanish

English

Spanish

Cuando haya terminado, cierre la ventana del navegador web y haga clic en el botón que dice Completar el Paso 5 y vaya al Paso 6. Aparecerá la siguiente pantalla.

Dickinson ISD Online Registration

(DICKINSON H S 2023-2024)

Step 6. Transportation Information (Required)

Click on the link below to access this page

Print

View Full Screen



Transportation Information

All drop down boxes must have selections.

AM Transportation

***How will the student arrive at school?**

If the student will ride the bus, where is the pickup location? If Home is selected, **do not** fill in Alternate Address- skip to PM Transportation.

If riding bus to an alternate location, please provide the name and address (the before-school provider must be an emergency contact or Daycare Provider). *Alternate pick up or drop off information must be complete in order to be processed. Alternate location must be zoned to your child's campus.*

Before School Care Provider Name

Before School Alternate Street Address

City

 TX

State Zip C

PM Transportation

***How will the student leave school to go home?**

If the student will ride the bus, where is the drop-off location? If Home is selected, **do not** fill in Alternate Address.

If riding bus to an alternate location, please provide the name and address (the after-school provider must be an emergency contact or Daycare Provider). *Alternate drop off information must be complete in order to*

Se requiere que el estudiante llene el Formulario de información de transporte cada año.

Cuando termine, cierre la ventana del navegador y haga clic en el botón que dice Completo el Paso 6 y vaya al Paso 7. Aparecerá la siguiente pantalla:

Step 7. Student Residency Questionnaire (Required)

[Print](#) [View Full Screen](#)

DICKINSON INDEPENDENT SCHOOL DISTRICT

Student Residency Questionnaire 2023-2024

Student Legal Name: [Redacted] [Text Box]	Phone Number: [Text Box]
Current Address: [Text Box]	How long has the student lived at the current address: [Dropdown]
City and Zip Code: [Text Box]	
DISD Student ID#: [Redacted] [Text Box]	Date of Birth: [Redacted] [Text Box]
Last School Attended: [Text Box]	Last Date Attended: [Text Box]
Name of person with whom the student resides: [Text Box]	
Relationship to student: [Dropdown]	
Signature (Type in your name to indicate signature): [Text Box]	Date: [Text Box]

Presenting a false record or falsifying information for enrollment purposes is an offense under Section 37.10, Penal Code documents subjects the person to liability for tuition or other costs. TEC 25.002(3)(d).

This questionnaire is intended to address the McKinney-Vento Homeless Education Assistance Improvement Act. The answers to this residency information help determine the services the student may be eligible for.

1. Does this student live in a home, apartment, or trailer that is owned, leased, or rented by their parent or legal guardian?
[Dropdown]

2. Is the student's current address temporary due to loss of housing, economic hardship, or natural disaster? (Ex. fire)
[Dropdown] Name of Natural Disaster (if applicable): [Text Box]

3. Does the home, apartment, or trailer where the student lives have access to utilities (running water, electricity, gas)?
[Dropdown]

4. Where is the student presently living?
[Text Box]

Name of Hotel/Motel if living in a Hotel/Motel: [Text Box]

If living in own home, apartment, or trailer affected by a natural disaster briefly explain and indicate the name of the disaster:
[Text Box]

If other please briefly explain:
[Text Box]

Se requiere que su estudiante llene el Cuestionario de residencia del estudiante cada año. Lo más probable es que desee hacer clic en la opción Ver pantalla completa para ver el formulario completo e ingresar su información más fácilmente.

Cuando haya completado el formulario, haga clic en el botón Salir de pantalla completa. Cuando haya terminado, haga clic en el botón que dice Completo el Paso 7 y vaya al Paso 8. Aparecerá la siguiente pantalla:



CIS PARENT CONSENT / RELEASE OF INFORMATION
School Year 2023-2024

CI19-2

For english complete page 1, Si necesitas una copia en Espanol por favor preguntale al la escuela de tu hijo/a

Consent to Participate:

1. I give permission for my child (name): [redacted] to participate in the Communities In Schools (CIS) program for the 2023-2024 school year. Services my child may receive include but are not limited to supportive guidance/counseling, educational support, tutoring, mentoring, enrichment activities, referrals to other agencies, and other: [redacted].

2. I give permission for my child to complete surveys and/or assessments administered by CIS to guide service planning and determine progress.

3. I acknowledge that this consent is voluntary and may be revoked at any time by informing CIS staff, in writing, except that prior consent will still apply to the extent that agencies have already acted in reliance of it.

Consent to Release of Information:

4. I give permission for CIS to provide and obtain the following information about my child (name): [redacted] from the school, school district, the Texas Education Agency and/or the CIS National Office: grade reports, attendance records, test scores, disciplinary information, class schedules, identification numbers, free/reduced lunch status, health-related information, special education information, interventions and services provided, and other: [redacted].

5. I acknowledge that the information provided and obtained may be used to plan and adjust services that will help my child, for tracking and reporting purposes, and to evaluate and determine the effectiveness of the CIS program.

6. I acknowledge that the records and information released under this consent will be kept confidential to the extent permitted by law and used only for the purpose indicated.

7. I acknowledge that the release of records under this consent is subject to any limitations placed by federal and state law.

8. I acknowledge that this consent allows release of data for the school year listed above. Data from this year will be retained for up to five years and may be shared during that time for evaluation purposes or to provide services that will help my child.

9. I acknowledge that the records released concerning the student may contain references to other persons (i.e., members of the student's family).

10. I understand that the data and information collected on my child including documentation of services provided to my child is maintained in a secure computer database and a case file. I authorize CIS to maintain the information provided for the purposes noted above in the CIS computer database and case file.

11. I acknowledge that I have the right to inspect or obtain a copy of any record released by this consent upon request in writing to the releasing agency, subject to any applicable copying costs and legal limitations.

12. In addition, I give permission for CIS to provide and/or obtain the above information and other information noted below from the following individuals or organizations:

[redacted]	Individual/Organization	[redacted]	Information to be Released
[redacted]	Individual/Organization	[redacted]	Information to be Released

Is my child eligible for free or reduced priced lunch? YES NO
CIS may use photograph(s) or video footage of my child for marketing purposes YES NO

My signature below gives permission for my child to participate in the CIS program. My signature authorizes CIS to obtain the above types of information related to my student and to provide the above types of information to the school, school district, Texas Education Agency, CIS National Office and/or the released agents identified above

I release Communities In Schools and its employees, volunteers, or agents from liability for accidents, injuries, or illnesses that may occur to my child during his/her participation in the program. My child and I understand that we are voluntarily participating in the Communities In Schools program.

El formulario de consentimiento de los padres de CIS solo debe completarse para los estudiantes que participaron en el programa Comunidades en las Escuelas el año pasado. Lo más probable es que desee hacer clic en la opción Ver pantalla completa para ver el formulario completo e ingresar su información más fácilmente.

Cuando haya completado el formulario, haga clic en el botón Salir de pantalla completa. Cuando haya terminado, o si no necesita completar el formulario, haga clic en el botón Completar Paso 8 y vaya a paso 9. Aparecerá la siguiente pantalla:

Dickinson ISD Online Registration

(DICKINSON H S 2023-2024)

Step 9. Proof of Residency (Optional)

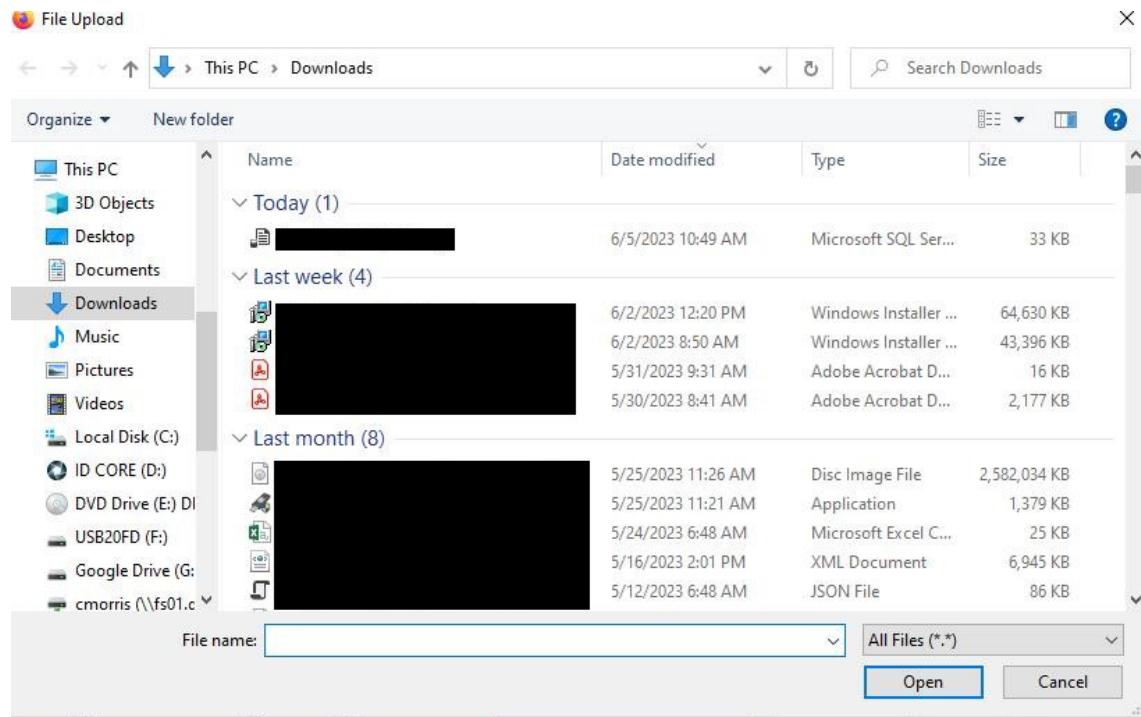
Please attach a copy of your proof of residency showing your child's current address. Proof of Residency can be:

- a current lease agreement or
- mortgage statement or
- the most recent tax receipt indicating home ownership or
- a current utility bill (gas, electricity, water)

Note that if you are unable to provide an image or scanned version of this document you will have to provide proof of residency directly to your child's school.

[Complete Step 9 and move to Step 10](#)

Este año estamos permitiendo que los padres proporcionen prueba de residencia electrónicamente. Si tiene la capacidad de escanear o tomar una foto de su documento de prueba de residencia, puede cargarlo desde esta pantalla. El documento puede estar en cualquier formato de imagen o en un documento PDF. Para cargar el documento, haga clic en el botón Examinar. Aparecerá una ventana del explorador de archivos:



Busque la carpeta que contiene su documento y, una vez seleccionada, presione el botón Abrir. Cuando haya terminado, o si no tiene una copia electrónica de su Comprobante de residencia, presiona el botón Completar paso 9 y vaya al paso 10. Tenga en cuenta que si no tiene una copia electrónica de este documento, igual tendrá que proporcionar una a la escuela de su hijo. Llame al campus para solicitar detalles sobre cuándo puede traer esto.

Después de presionar el botón Completar, verá la siguiente pantalla:

Military Connected Student Form

The Texas Legislature requires to collect data regarding students who are Military Connected. Schools must recognize and extend certain privileges to students who are military dependents and assist military dependent students in the transition process of changing schools when their military parents are reassigned and forced to relocate.

Student Name: [REDACTED] Grade: 09 Student ID: [REDACTED]

Student Date of Birth: [REDACTED] School Name: DICKINSON H S

The term "dependent", with respect to a member of a uniformed service, means the spouse of the member, an unmarried child of the member, an unmarried person who is placed in the legal custody of the member and is dependent on the member for over one-half of the person's support, resides with the member unless separated by the necessity of military service or to receive institutional care as a result of disability or incapacitation, or under such other circumstances as the Secretary concerned may by regulation prescribe and is not a dependent of a member under any other paragraph. (37 USC Sec. 401)

Please check only one box:

Grades K-12

Student is a dependent of an Active Duty member of the United States military (Army, Navy, Air Force, Marine Corps, or Coast Guard). (TEA Code 1)

Student is a dependent of a member of the Texas National Guard (Army, Air Guard, or State Guard). (TEA Code 2)

Student is a dependent of a member of a reserve force in the United States military (Army, Navy, Air Force, Marine Corps, or Coast Guard). (TEA Code 3)

Student is a dependent of a former member of US military, Texas National Guard, or reserves of US military. (TEA Code 5)

Student was a dependent of a member of a military or reserve force in the United States military who was killed in the line of duty. (TEA Code 6)

Prekindergarten

Prekindergarten student is a dependent of:

- an active duty uniformed member of the Army, Navy, Air Force, Marine Corps, or Coast Guard
- an activated/mobilized uniformed member of the Texas National Guard (Army, Air Guard, or State Guard)
- an activated/mobilized member of the Reserve components of the Army, Navy, Marine Corps, Air Force, or Coast Guard; who are currently on active duty or who were injured or killed while serving on active duty (TEA Code 4)

Student is none of the above (TEA Code 0)

El estado de conexión militar debe completarse para todos los estudiantes, si son o no son dependientes militares. Es posible que deba hacer clic en Ver pantalla completa para ver el formulario completo.


Complete el formulario, luego haga clic en el botón Salir de pantalla completa. A continuación, presione el botón Completar paso 10 y vaya al paso 11. Aparecerá la siguiente pantalla:

Dickinson ISD Online Registration

██████████ (DICKINSON H S 2023-2024)

Step 11. Migrant Survey (Required)

The Migrant Survey form is required to be filled out for all students. For ease of use you can click on the view full screen button at the top right of the screen to see the form easier. Once done you can click the exit full screen button.



Migrant Survey

Student Name Local ID

Campus

Your child may qualify for supplemental services in your school district if he/she meets certain qualifications. Dickinson ISD is cooperating with the Migrant Student Education Project in identifying students of family members employed in the agriculture, fishing, or timber industry.

*Have you done seasonal or temporary agricultural or fishing-related work (e.g., field work, canneries, lumbering, dairy work, or meat processing) during the last 3 years?

*Have you moved between school districts and/or states during the last 3 years due to economic necessity?

*Do you have a child who is under the age of 22, who lacks a U.S. issued high school diploma or Certificate of High School Equivalency (HSE/GED) and is currently not enrolled in school?

*Signature of Parent/Legal Guardian *Date


El formulario de Encuesta Migrante debe ser completado para todos los estudiantes, si se consideran o no un estudiante migrante. Es posible que deba hacer clic en Ver pantalla completa para ver el formulario completo.

Una vez completado el formulario, salga de la pantalla completa. A continuación, haga clic en el botón Completar paso 11 y vaya al paso 12. Aparecerá la siguiente pantalla:

Dickinson ISD Online Registration

██████████ (DICKINSON H S 2023-2024)

Step 12. False Information Form (Required)



False Information

Please read the following information carefully before electronically signing below:

Education Code 25.002 (d)
When accepting a child for enrollment, the school district shall inform the parent or other person enrolling the child that presenting a false document or false records under this section is an offense under Section 37.10, Penal Code, and that enrollment of the child under false documents subjects the person to liability for tuition or costs under Section 25.001(h).

Education Code 25.001 (h)
In addition to the penalty provided by Section 37.10, Penal Code, a person who knowingly falsifies information on a form required for enrollment of a student in a school district is liable to the district if the student is not eligible for enrollment in the district but is enrolled on the basis of the false information. The person is liable, for the period during which the ineligible student is enrolled, for the greater of:
(1) the maximum tuition fee the district may charge under Section 25.038; or
(2) the amount the district has budgeted for each student as maintenance and operating expenses.

Dickinson I.S.D. may enforce these codes to the fullest extent.

I have read the preceding Education Code statements and fully understand the consequences of falsification of documentation.

<input type="text"/>	<input type="text"/>
Signature of Parent/Legal Guardian	Date
<input type="text"/>	<input type="text"/>
Driver License/State ID Number	State

El formulario de información falsa debe completarse para todos los estudiantes.

Cuando haya terminado, haga clic en el botón que dice Completar el Paso 12 y vaya al Paso 13. Aparecerá la siguiente pantalla:

Dickinson ISD Online Registration

(DICKINSON H S 2023-2024)

Step 13. Foster Care Form (Required)

Print View Full Screen



Foster Care Form

The Texas Legislature requires that all Texas school districts collect data regarding enrolled students who are in foster care.

Student Name:

Grade: Student ID:

Student Date of Birth:

School Name:

Parent / Guardian Name:

Date:

- Student is currently in the conservatorship of the Department of Family & Protective Services. Please attach a copy of the Texas DFPS Placement Authorization Form or a court order that designates the student is in foster care. (TEA Code 1)
- Prekindergarten student was previously in the conservatorship of the Department of Family and Protective Services following an adversary hearing held as provided by Section 26.201, Family Code. Please attach a copy of the Texas DFPS and CPS verification letter. (TEA Code 2)
- Student is none of the above. (TEA Code 0)
***If yes, STOP.
Do not complete the remainder of this form.***

If the student is is currently in the conservatorship of the Department of Family & Protective Services, please complete the information below:

El formulario de Cuidado de Crianza debe completarse para todos los estudiantes, estén o no en Cuidado de Crianza. Es posible que deba hacer clic en Ver pantalla completa para ver el formulario completo.

Cuando haya terminado, haga clic en el botón Salir de pantalla completa y luego haga clic en el botón que dice Completar el Paso 13 y vaya al Paso 14. Aparecerá la siguiente pantalla:



Information About Applying for Free and Reduced-Price Meals for School Year 2023-2024

The Dickinson ISD Food and Nutrition Services department makes it fast and simple to apply for free or reduced-priced meal benefits. Households may apply for meal benefits anytime during the 2023-2024 school year beginning on **Tuesday, August 1, 2023**. Households seeking financial assistance for school meals are *strongly* encouraged to apply for meal benefits. Approved meal benefits will begin on the date of issuance and continue for the first 30 operating days of the following school year, or until a new eligibility determination has been made for the 2024-2025 school year, whichever comes first. This is to ensure that all households applying for meal benefits have time to submit a new application for the new school year. Households seeking financial assistance for school meals are required to apply for meal benefits every school year. Households may submit one application per household, per school year.

To manage cafeteria funds and monitor student accounts, please visit [LunchMoneyNow](#).

For more information about school meals, to view menus, and to read Dickinson ISD's Board-approved charge policy, visit Dickinson ISD's Food and Nutrition Services website at <https://www.dickinsonisd.org/page/cn.home>.

USDA Nondiscrimination Statement

In accordance with federal civil rights law and U.S. Department of Agriculture (USDA) civil rights regulations and policies, this institution is prohibited from discriminating on the basis of race, color, national origin, sex (including gender identity and sexual orientation), disability, age, or reprisal or retaliation for prior civil rights activity.

Program information may be made available in languages other than English. Persons with disabilities who require alternative means of communication to obtain program information (e.g., Braille, large print, audiotope, American Sign Language), should contact the responsible state or local agency that administers the program or USDA's TARGET Center at (202) 720-2600 (voice and TTY) or contact USDA through the Federal Relay Service at (800) 877-8339.

To file a program discrimination complaint, a Complainant should complete a Form AD-3027, USDA Program Discrimination Complaint Form which can be obtained online at: <https://www.usda.gov/sites/default/files/documents/USDA-OASCR%20P-Complaint-Form-0508-0002-508-11-28-17Fax2Mail.pdf>, from any USDA office, by calling (866) 632-9992, or by writing a letter addressed to USDA. The letter must contain the complainant's name, address, telephone number, and a written description of the alleged discriminatory action in sufficient detail to inform the Assistant Secretary for Civil Rights (ASCR) about the nature and date of an alleged civil rights violation. The completed AD-3027 form or letter must be submitted to USDA by:

1. **mail:**
U.S. Department of Agriculture
Office of the Assistant Secretary for Civil Rights
1400 Independence Avenue, SW
Washington, D.C. 20250-9410; or
2. **fax:**
(833) 256-1665 or (202) 690-7442; or
3. **email:**
Program.Intake@usda.gov

This institution is an equal opportunity provider.

*I have read and acknowledge the information on this form and understand that I can apply for meal benefits for the 2023-2024 school year beginning on August 1, 2023, by visiting <https://www.dickinsonisd.org/>.

Se requiere que su estudiante llene el formulario de Comidas Gratis y a Precio Reducido cada año. Lo más probable es que desee hacer clic en la opción Ver pantalla completa para ver el formulario completo e ingresar su información más fácilmente.

Cuando termine, haga clic en el botón que dice Completar el Paso 14 y vaya al Paso 15. Aparecerá la siguiente pantalla:



Student Health Questionnaire and Screening Notice

Student Name

Sex

DOB

Grade

Street Address

The Texas Department of State Health Services Screening Guidelines:

Vision and hearing screenings take place in Pre-K, Kindergarten, 1st, 3rd, 5th, and 7th grade. A photo screening device can be used to screen students at any age for risk factors that may lead to vision disorders. Spinal screenings occur with girls in the fall of 5th and 7th grade, and with boys in the fall of 8th grade. Students will also be screened if they are new to the district or have never been previously screened. Parents are notified of screening results ONLY if follow-up is required.

Texas Risk Assessment for Type 2 Diabetes in Children:

During vision/hearing screenings of 1st, 3rd, 5th, and 7th graders, our nursing staff will assess children for the acanthosis nigricans marker, a skin condition that signals high insulin levels. Children who are positively identified with the marker undergo additional assessments of body mass index (BMI), BMI percentile, and blood pressure. Referrals are issued to the parents of these children, alerting each parent of their child's risk factors and encouraging further evaluation from a health professional.

Head Lice:

Dickinson ISD is committed to working with families on this frustrating problem and requests that you periodically screen your child to facilitate the early detection of head lice.

School nurses screen individual children for head lice when suspected. Siblings of a child with an infestation will be screened as well. Entire class screenings will NOT be conducted, as they are not proven to be an effective means to prevent further infestation and are not recommended by the American Academy of Pediatrics. The parent will be notified if lice is found on a child.

To return to school, the child must be lice-free and must be accompanied by a parent to the school nurse's office to be cleared before re-entry into the classroom.

Health Questionnaire:

It is important for the health and safety of your student that school personnel have COMPLETE and CURRENT information regarding your student's health. If your child has a medical condition, or medical changes occur during the school year, it is the parent/guardian's responsibility to notify the school nurse and update this information. All forms for medical conditions must be updated every year by the student's physician. Parents are expected to share the student's health condition(s) with the student's teacher(s).

****HEALTH INFORMATION MAY BE SHARED WITH SCHOOL AND EMERGENCY PERSONNEL ON A NEED-TO-**

Se requiere que su estudiante llene el formulario del Cuestionario de Salud del Estudiante cada año. Lo más probable es que desee hacer clic en la opción Ver pantalla completa para ver el formulario completo e ingresar su información más fácilmente.

Cuando termine, haga clic en el botón que dice Completar el Paso 15 y vaya al Paso 16. Aparecerá la siguiente pantalla:

Step 16. Media Permission (Required)

Print View Full Screen

DICKINSON
INDEPENDENT SCHOOL DISTRICT

Media Permission

In a typical school year, there are numerous positive activities in the schools which merit news coverage. School yearbooks, school newspapers, as well as outside news media outlets such as local newspapers, radio, and television news media, include student information and student pictures in their coverage. Additionally, Dickinson ISD has a website where district information is posted. The site is www.dickinsonisd.org. In addition, many times, teachers like to publish student artwork or other student work on the website. Dickinson ISD also utilizes social media (Facebook and Twitter) to publicize the positive achievements of students and the district.

If you do not want information or photos about your student featured in district public relations efforts, you must send an email or letter to the Public Information Office in the district's Education Support Center. This can be emailed to tdowdy@dickinsonisd.org or mailed to Dickinson ISD, Attn: Public Information Office, P.O. Drawer Z, Dickinson, TX 77539.

If this is not received by the Public Information Office, you are granting permission for the district to include your student in positive public relations efforts.

***Signature of Parent/Legal Guardian** ***Date**

Complete Step 16 and move to Step 17

Se requiere que su estudiante llene el formulario de Permiso de Medios cada año.

Cuando termine, haga clic en el botón que dice Completar el Paso 16 y vaya al Paso 17. Aparecerá la siguiente pantalla:

Dickinson ISD Online Registration

██████████ (DICKINSON H S 2023-2024)

Step 17. Network/Internet Access (Required)

Print

View Full Screen



Network/Internet Access

As a parent or guardian of this student, I understand the District's Responsible Use Guidelines ("RUG") is written in order to safeguard my child's educational activities and to comply with the Children's Internet Protection Act ("CIPA"). I understand the entire Dickinson ISD Responsible Use Guidelines for Electronic Communications is available on the Dickinson ISD website or available in print upon request at any campus or the Education Support Center. I understand that computer technology is incorporated into some state assessments and classroom lessons on a regular basis and that my student will have access to these closely monitored programs as part of their schoolwork.

The District will use technology protection measures to block or filter the Internet, but I recognize that it is impossible for Dickinson ISD to restrict access to all controversial materials, and I will not hold Dickinson ISD responsible for materials acquired on the Internet. I also understand that Dickinson ISD is not responsible for supervising my child's use of the Internet when he/she is not at school.

*Signature of Parent/Legal Guardian

*Date

Complete Step 17 and move to Step 18

Se requiere que su estudiante llene el formulario de Acceso al Internet cada año.

Cuando haya terminado, haga clic en el botón que dice Completar el Paso 17 y vaya al Paso 18. Aparecerá la siguiente pantalla:

Dickinson ISD Online Registration

(DICKINSON H S 2023-2024)

Step 18. Student Code of Conduct and Handbooks (Required)

Print

View Full Screen



Acknowledgment of Electronic Distribution of the Student Code of Conduct and Student Handbooks

The Dickinson ISD Student Code of Conduct and the Student Handbooks for each campus are posted at the following website: www.dickinsonisd.org/backtoschool. The documents for the next school year are posted in the summer and remain online for the entire school year.

I accept responsibility for accessing the Student Handbook and the Student Code of Conduct by visiting the web address listed above.

I understand that if I wish to receive a paper copy of the Student Handbook and the Student Code of Conduct, I must request a copy from the school's main office.

I understand that the Student Handbook contains information that my child and I may need during the school year. I also understand that all students will be held accountable for their behavior and will be subject to the disciplinary consequences outlined in the Student Code of Conduct. If I have any questions regarding the Student Handbook or Student Code of Conduct, I will direct those questions to the school principal.

*Signature of Parent/Legal Guardian

*Date

Complete Step 18 and move to Step 19

Se requiere que su estudiante llene el formulario del Código de Conducta y Manuales del Estudiante cada año.

Cuando haya terminado, haga clic en el botón que dice Completar el Paso 18 y vaya al Paso 19. Aparecerá la siguiente pantalla:



Student History

Was the student expelled or assigned to a Disciplinary Alternative Education Program (DAEP) at the time of withdrawal from prior school/district?

Did the student qualify for special education services at their last school?

If yes, how did they qualify and what services were provided (mark all that apply):

- | | | | |
|--|---|--|--|
| <input type="checkbox"/> Learning Disability | <input type="checkbox"/> Orthopedic Impairment | <input type="checkbox"/> Speech Impairment | <input type="checkbox"/> Visual Impairment |
| <input type="checkbox"/> Emotionally Disturbed | <input type="checkbox"/> Traumatic Brain Injury | <input type="checkbox"/> Autism | <input type="checkbox"/> Intellectual Disability |
| <input type="checkbox"/> Multiple Disabilities | <input type="checkbox"/> Auditory Impairment | <input type="checkbox"/> Deaf/Blind | <input type="checkbox"/> Other Health Impaired |

Check any other programs your student qualified for at their last school:

- | | | | |
|---|---------------------------------------|--|------------------------------------|
| <input type="checkbox"/> Dyslexia | <input type="checkbox"/> 504 Services | <input type="checkbox"/> Gifted and Talented | <input type="checkbox"/> Bilingual |
| <input type="checkbox"/> ESL (English as a Second Language) | | | |

Has the student ever repeated a grade?

Grade(s) Repeated (Include Name of School(s) if applicable)

Birth Grade Entry Date (if applicable) School

Was the student born somewhere other than the United States of America, its territories, or military bases?

If yes: Date student arrived in the USA Date student entered USA schools

Number of Years in USA Schools Number of Years of Education Outside of the United States

Has the student lived outside the U.S. for two or more consecutive years?

If yes, indicate when and where

When the student lived outside the U.S. did he/she attend school regularly?

- Yes, the student attended school regularly in all previous grades outside the USA

Please specify

- No, the student missed significant portions of one or more school years as specified. Please specify grade and time period of missed school including month and year. Example: grade 2, Jan. 2013 through May 2013. Do not include periods of absence that lasted less than one month. Do not include regularly scheduled school holidays or vacations.

Is there anything you would like the school counselor to know?

Se requiere que su estudiante llene el formulario Historial del estudiante cada año. Lo más probable es que desee hacer clic en la opción Ver pantalla completa para ver el formulario completo e ingresar su información más fácilmente.

Cuando haya terminado, salga de la pantalla completa y haga clic en el botón que dice Completar el paso 19 y vaya al paso 20. Aparecerá la siguiente pantalla:

Registration: 2023-2024 Prevention Programs

Dickinson ISD is dedicated to the safety of our students. It was recommended to the Dickinson ISD District Education Improvement Committee that the following curriculum be utilized to meet the state mandates to provide prevention programming on child abuse, human trafficking, family violence and dating violence. Here is the breakdown by grade level, prevention program and curriculum. The curriculum is hyperlinked to additional information on the specific grade level.

Grade	Prevention Program	Curriculum
Pre-K	Child Abuse	Second Steps
Kinder	Child Abuse	Second Steps
1st	Child Abuse	Second Steps
2nd	Child Abuse	Second Steps
3rd	Human Trafficking	PROTECT
4th	Child Abuse	Second Steps
5th & 6th	Human Trafficking	PROTECT
7th, 8th & 9th	Family & Dating Violence	The Fourth R (Unit 1 & 2 only)
10th, 11th & 12th	Human Trafficking	PROTECT

Additional Resources and Information

Child Abuse Prevention Second Step	Human & Sex Trafficking PROTECT	Family & Dating Violence The Fourth R
<ul style="list-style-type: none"> • Second Step Child Protection Unit Website • Scope & Sequence Child Protection Unit for Early Learning-Grade 5 • Second Step Review of Research • Child Protection in Schools: A Four-Part Solution 	<ul style="list-style-type: none"> • 3 Strands Global Foundation Website • PROTECT Overview • PROTECT Overview Video • TEKS Overview for K, 1st, 2nd, and 3rd • TEKS Overview for 4th, 5th, 6th grade • TEKS Overview for 7th & 8th grade • TEKS Overview for 9th & 10th Grade • TEKS Overview for 11th & 12th Grade 	<ul style="list-style-type: none"> • The Need for School-Based Teen Dating Violence Prevention • The Fourth R Brochure • The Fourth R Website • Parent Newsletters • Fourth R Parent Webinar Series • Facilitator Training Modules

For additional information, please contact the Center Wellness Center at 281.220.6005.

Revisa los programas de prevencion que estan proporcionadas para su estudiante.

Después de completar el paso final, se muestra la **Completar registro en línea**, que se muestra a continuación. Esta es una revisión de los pasos realizados durante el proceso de registro.

Dickinson ISD Online Registration

(DICKINSON H S 2023-2024) [Print](#)

Step 21. Complete Dickinson ISD Online Registration (Required)

By completing Dickinson ISD Online Registration, you are confirming that the Steps below have been finished. Are you sure you want to complete Dickinson ISD Online Registration for [REDACTED]?

Review Dickinson ISD Online Registration Steps

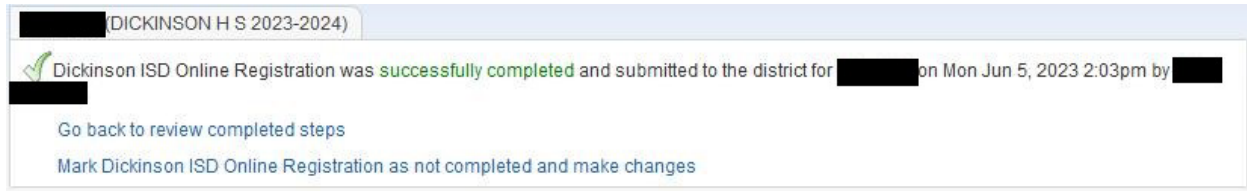
Step 1)	Verify Student Information	Completed 06/05/2023 2:01pm
<i>No Requested Changes exist for Step 1.</i>		
Step 2)	Online Meal Application	Completed 06/05/2023 2:01pm
Step 3)	Look up bus route	Completed 06/05/2023 2:01pm
Step 4)	Back to School Packet	Completed 06/05/2023 2:01pm
Step 5)	2023-2024 Dickinson ISD High School Permission Slips	Completed 06/05/2023 2:01pm
Step 6)	Transportation Information	Completed 06/05/2023 2:02pm
Step 7)	Student Residency Questionnaire	Completed 06/05/2023 2:02pm
Step 8)	CIS Parent Consent	Completed 06/05/2023 2:02pm
Step 9)	Proof of Residency	Completed 06/05/2023 2:02pm
Step 10)	Military Connected Students	Completed 06/05/2023 2:02pm
Step 11)	Migrant Survey	Completed 06/05/2023 2:02pm
Step 12)	False Information Form	Completed 06/05/2023 2:02pm
Step 13)	Foster Care Form	Completed 06/05/2023 2:02pm
Step 14)	Free and Reduce Price Meals	Completed 06/05/2023 2:02pm
Step 15)	Health Questionnaire	Completed 06/05/2023 2:02pm
Step 16)	Media Permission	Completed 06/05/2023 2:02pm
Step 17)	Network/Internet Access	Completed 06/05/2023 2:02pm
Step 18)	Student Code of Conduct and Handbooks	Completed 06/05/2023 2:02pm
Step 19)	Student History	Completed 06/05/2023 2:02pm
Step 20)	2023-2024 Prevention Programs	Completed 06/05/2023 2:02pm

Guardian Name: [REDACTED] Guardian Address: [REDACTED]

[Submit Dickinson ISD Online Registration](#)

Haga clic en el botón **Enviar registro en línea de Dickinson ISD**. Al hacer clic en este botón, el registro del estudiante se marca como "Completado" y **finaliza el proceso de registro en línea**.

Después de hacer clic en el botón "Enviar registro en línea", se le mostrará el siguiente mensaje que indica que se completó el registro en línea:



Si tiene más de un estudiante, deberá completar el proceso de registro nuevamente para cada estudiante restante.

Si necesita hacer un cambio antes de que se cierre la ventana de registro en línea:

Si encuentra que necesita hacer algún cambio antes de que se cierre la ventana de registro en línea, puede hacer clic en el enlace Registro en línea de Dickinson ISD en la columna izquierda.



A continuación, se muestra la pantalla de registro de estudiantes en línea. Haga clic en el nombre del estudiante en la parte inferior para volver a abrir el registro en línea para ese estudiante.

DICKINSON H S

Welcome to the Dickinson ISD Online Student Registration

Please go through each of the steps below to complete you child's registration.


You must click the button/link for each step which opens a new window where you can verify or update the student information.

After you finish each step, check the Step # box. This will mark the step as complete. You are then able to move to the next step in the process.

The final step will give you the option to print a review page.

Make sure you click the "Complete Registration" button in the final step. This flags your account as "Complete"

All returning student must provide proof of residency to the appropriate campus at the time designated in the Back to School Packet.

 [Redacted Name]
2023-2024
Completed Mon Jun 5, 2023 2:03pm by [Redacted Name]

[View History](#) | [View Unread Denials](#)

Después de hacer clic en el nombre del estudiante, aparecerá una nueva página.

Para editar un registro en línea completado, deberá hacer clic en el botón "Marcar el registro en línea de Dickinson ISD como no completado".

La página final de registro en línea se mostrará nuevamente:

Dickinson ISD Online Registration

██████████ (DICKINSON CONTINUATION CENTER 2022-2023)

Print

Step 20. Complete Dickinson ISD Online Registration (Required)

By completing Dickinson ISD Online Registration, you are confirming that the Steps below have been finished. Are you sure you want to complete Dickinson ISD Online Registration for Rafael?

Review Dickinson ISD Online Registration Steps

Step 1)	Verify Student Information	Completed 07/29/2021 8:29am
<i>No Requested Changes exist for Step 1.</i>		
Step 2)	Online Meal Application	skipped
Step 3)	Look up bus route	Completed 07/29/2021 8:34am
Step 4)	Back to School Packet	Completed 07/29/2021 8:41am
Step 5)	Texas Kids First Student Insurance Information	Completed 07/29/2021 8:42am
Step 6)	Transportation Information	Completed 07/29/2021 8:57am
Step 7)	Student Residency Questionnaire	Completed 07/29/2021 9:02am
Step 8)	CIS Parent Consent	Completed 07/29/2021 9:26am
Step 9)	Proof of Residency	Completed 07/29/2021 9:35am
Step 10)	Military Connected Students	Completed 07/29/2021 9:36am
Step 11)	Migrant Survey	Completed 07/29/2021 9:44am
Step 12)	False Information Form	Completed 07/29/2021 9:48am
Step 13)	Foster Care Form	Completed 07/29/2021 9:55am
Step 14)	Free and Reduce Price Meals	Completed 07/29/2021 10:22am
Step 15)	Health Questionnaire	Completed 07/29/2021 10:07am
Step 16)	Media Permission	Completed 07/29/2021 10:12am
Step 17)	Network/Internet Access	Completed 07/29/2021 10:13am
Step 18)	Student Code of Conduct and Handbooks	Completed 07/29/2021 10:13am
Step 19)	Student History	Completed 07/29/2021 10:16am

Guardian Name: ██████████

Guardian Address: ██████████

Submit Dickinson ISD Online Registration

District Message

1. Verify Student Information
✓ Completed 07/29/2021 8:29am

✓ a. Student Information

✓ b. Family Address

✓ c. Family Information

✓ d. Emergency Information

✓ e. Emergency Contacts

✓ f. Health Information

2. Online Meal Application

3. Look up bus route

✓ Completed 07/29/2021 8:34am

4. Back to School Packet

✓ Completed 07/29/2021 8:41am

5. Texas Kids First Student Insurance Information

✓ Completed 07/29/2021 8:42am

6. Transportation Information

✓ Completed 07/29/2021 8:57am

7. Student Residency Questionnaire

✓ Completed 07/29/2021 9:02am

8. CIS Parent Consent

✓ Completed 07/29/2021 9:26am

9. Proof of Residency

✓ Completed 07/29/2021 9:35am

10. Military Connected Students

✓ Completed 07/29/2021 9:36am

11. Migrant Survey

✓ Completed 07/29/2021 9:44am

12. False Information Form

✓ Completed 07/29/2021 9:48am

13. Foster Care Form

✓ Completed 07/29/2021 9:55am

14. Free and Reduce Price Meals

✓ Completed 07/29/2021 10:22am

15. Health Questionnaire

✓ Completed 07/29/2021 10:07am

Dickinson ISD Online Registration

(DICKINSON CONTINUATION CENTER 2022-2023) Print

Step 20. Complete Dickinson ISD Online Registration (Required)

By completing Dickinson ISD Online Registration, you are confirming that the Steps below have been finished. Are you sure you want to complete Dickinson ISD Online Registration for Rafael?

Review Dickinson ISD Online Registration Steps		
Step 1)	Verify Student Information	Completed 07/29/2021 8:29am
<i>No Requested Changes exist for Step 1.</i>		
Step 2)	Online Meal Application	skipped
Step 3)	Look up bus route	Completed 07/29/2021 8:34am
Step 4)	Back to School Packet	Completed 07/29/2021 8:41am
Step 5)	Texas Kids First Student Insurance Information	Completed 07/29/2021 8:42am
Step 6)	Transportation Information	Completed 07/29/2021 8:57am
Step 7)	Student Residency Questionnaire	Completed 07/29/2021 9:02am
Step 8)	CIS Parent Consent	Completed 07/29/2021 9:26am
Step 9)	Proof of Residency	Completed 07/29/2021 9:35am
Step 10)	Military Connected Students	Completed 07/29/2021 9:36am
Step 11)	Migrant Survey	Completed 07/29/2021 9:36am
Step 12)	False Information Form	Completed 07/29/2021 9:44am
Step 13)	Foster Care Form	Completed 07/29/2021 9:48am
Step 14)	Free and Reduce Price Meals	Completed 07/29/2021 9:55am
Step 15)	Health Questionnaire	Completed 07/29/2021 10:22am
Step 16)	Media Permission	Completed 07/29/2021 10:07am
Step 17)	Network/Internet Access	Completed 07/29/2021 10:12am
Step 18)	Student Code of Conduct and Handbooks	Completed 07/29/2021 10:13am
Step 19)	Student History	Completed 07/29/2021 10:16am

Guardian Name: [REDACTED] Guardian Address: [REDACTED]

District Message

1. Verify Student Information
✓ Completed 07/29/2021 8:29am
- ✓ a. Student Information
- ✓ b. Family Address
- ✓ c. Family Information
- ✓ d. Emergency Information
- ✓ e. Emergency Contacts
- ✓ f. Health Information
2. Online Meal Application
3. Look up bus route
✓ Completed 07/29/2021 8:34am
4. Back to School Packet
✓ Completed 07/29/2021 8:41am
5. Texas Kids First Student Insurance Information
✓ Completed 07/29/2021 8:42am
6. Transportation Information
✓ Completed 07/29/2021 8:57am
7. Student Residency Questionnaire
✓ Completed 07/29/2021 9:02am
8. CIS Parent Consent
✓ Completed 07/29/2021 9:26am
9. Proof of Residency
✓ Completed 07/29/2021 9:35am
10. Military Connected Students
✓ Completed 07/29/2021 9:36am
11. Migrant Survey
✓ Completed 07/29/2021 9:44am
12. False Information Form
✓ Completed 07/29/2021 9:48am
13. Foster Care Form
✓ Completed 07/29/2021 9:55am
14. Free and Reduce Price Meals
✓ Completed 07/29/2021 10:22am
15. Health Questionnaire
✓ Completed 07/29/2021 10:07am

haga clic en el PASO donde necesita editar la información. Haga clic en el Botón Editar paso en la parte inferior de la pantalla. Una vez que haya realizado los cambios, deberá hacer clic en el botón Paso completo en la parte inferior de la pantalla.

****Además, deberá volver a realizar el PASO FINAL.** Haga clic en el **botón Enviar registro en línea** para finalizar el registro y marcar el registro del estudiante como completo